

Studies on the Bottom Fishes of Continental Slope off Makurazaki, Southern Japan - I — Faunal Composition and Variation of Abundance* —

Takakazu OZAWA**

Abstract

The series of this study researches the fishery biology of bottom fish stock of continental slope (300 to 400 m in depth) off Makurazaki, southern Japan. This paper reports the faunal composition and the variation of abundance. The samples were collected from the catch of commercial shrimp fishing boats monthly from 1975 to 1981. After having identified, their sizes and numbers were measured. The results obtained are as follows.

1. The bottom-dwelling fish fauna is composed of 111 species. The richest family in species number is Macrouridae.

2. The most abundant species is a chlorophthalmid *Chlorophthalmus albatrossis*, followed by a peristediid *Peristedion orientale*, a squalid *Etmopterus lucifer*, a percichthyid *Synagrops japonicus*, macrourids *Coelorhynchus kamoharai* and *Ventrifossa garmani*, etc. Most of them are small in size, less than 20 cm in length and less than 100 gr in weight.

3. The species composition is estimated to be almost constant throughout the study period.

4. The monthly catches of total fishes and *C. albatrossis* show the synchronized fluctuation of summer increase and winter decrease, that is, the abundance of bottom fishes is dominated by the seasonal change of *C. albatrossis*.

1. Introduction

For these 20 years, the bottom-dwelling fishes below continental shelves have come to commercial fishery resources in several countries with developed high-sea fishery. Representatives of those fishes are a pentacerotid *Pentaceros richardsoni* in the North Pacific, a macrourid *Macrourus rufestrus* in the western North Atlantic, merluciids *Merluccius* spp. around South America, etc. (see NASU, 1980). They have 3×10^6 tons of potential increase in catch (MOISEEV, 1973) and are said to be the last biological sea resources for human. Together with test catches, the biological studies about them have been progressively accumulated (for example see GORDON, 1979). In Japan, those studies are rare and the following few papers

restricted to the continental slope fishes could be seen: stomach content analysis (KUDŌ *et al.*, 1970); fish fauna in Japan Sea (NISHIMURA, 1965a, b, 1966, 1968, 1969; OGATA *et al.*, 1973); seasonal analysis of fish abundance off Miyako, northern Japan (KINOE, 1955).

At the depth of 300 to 400 m off Makurazaki, southern Japan, bottom fishes are caught by commercial shrimp Danish seine which has been exploited since 1970. All of them, irrespective of edible or non edible, are discarded after selection of shrimps. This area, a little deeper than 200 m and limited in space, is located nearby our Faculty and is convenient for us to collect bottom fishes.

The present author thought the systematic study will contribute to the knowledge of understanding the bottom fish stocks of continental slope. Along this theme, the fishes were collected from commercial catches of shrimp Danish seine in the above area and the following sub-

* Accepted June 4, 1983.

** Faculty of Fisheries, Kagoshima University, Kagoshima 890, Japan

jects were studied successively since 1975: fish fauna, variations of abundance, stomach content analysis, growth, maturation and recruitment. In this paper, the results of the first two studies are reported.

2. Materials and methods

The fishing ground is located at the south of Makurazaki, southern Japan, its depth ranging from 300 to 400 m (Fig. 1). The bottom is silty sand.

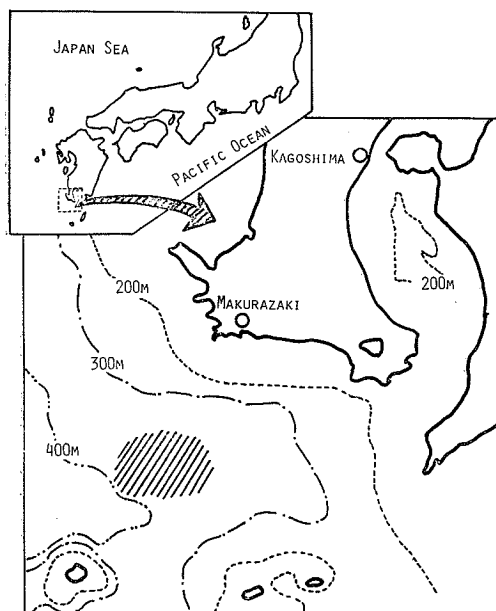


Fig. 1. Map of the study area (shaded part).

Commercial fishing boats are small, about 10 tons in size and with 40 to 70 HP engines. Operations are done five times a day during daytime and the duration of tow extends 2 hrs. The fishing method is a kind of Danish seine. The gear consists of one pair of warp and wing, and a bag net. The lengths of a warp and a wing are 1,500 and 50 m, respectively. The bag net made up with Polyvinylealcohol netting (20's/3/3) is constructed as follows: height and width of mouth, 4.5×2.1 m; length, 13 m; mesh size, 28 mm.

This study was continued for 7 years from 1975 to 1981. The collections of materials were made on board once a month and all of the fishes of the last catch of the day were sampled customarily. The collections from January to March were made occasionally due to prohibited season.

Fishes were preserved in 10% formalin, and their body length and wet weight were measured. The body length was defined as total length for elasmobranchs and anguilliformes, trunk length for macrourids and morids, and standard length for other fishes.

3. Results

Forty eight samples taken over 7 years provided 111 and 18 species of bottom and mesopelagic fishes, respectively (Table 1). The mesopelagic fishes are not included in the later consideration in this paper.

The species number newly collected progres-

Table 1. List of fishes with Japanese name.

(*: Mesopelagic fishes)

Hexanchiformes: Kagurazame-moku	<i>Squalus mitsukurii</i> Jordan et Fowler: Futotsunozame
Hexanchidae: Kagurazame-ka	<i>Etmopterus lucifer</i> Jordan et Snyder: Fuzikuzira
<i>Heptranchias perlo</i> (Bonnaterre): Edoaburazame	<i>Centrophorus atromarginatus</i> Garman: Aizame
Lamniformes: Nezumizame-moku	Squatinae: Kasuzame-ka
Scyliorhinidae: Torazame-ka	<i>Squatina nebulosa</i> Regan: Korozame
<i>Galeus eastmani</i> (Jordan et Snyder): Yamorizame	Pristiophoridae: Nokogirizame-ka
<i>Cephaloscyllium umbratile</i> Jordan et Fowler: Nanukazame	<i>Pristiophorus japonicus</i> Günther: Nokogirizame
<i>Scyliorhinus torazame</i> (Tanaka): Torazame	Rajiformes: Ei-moku
Squaliformes: Tsunozame-moku	Torpedinidae: Shibireei-ka
Squalidae: Tsunozame-ka	<i>Torpedo tokionis</i> (Tanaka): Yamatoshibireei
	Rajidae: Gangiei-ka

- Raja kenoei* Müller et Henle: Gangiei
Raja macrocauda Ishiyama: Kitsunekasube
- Chimaeriformes: Ginzame-moku
 Chimaeridae: Ginzame-ka
 Chimaera phantasma Jordan et Snyder: Ginzame
 Hydrolagus mitsukurii Dean: Akaginzame
- Elopiformes: Karaiwashi-moku
 Albulidae: Sotoiwashi-ka
 Pterothrissus gissu Hilgendorf: Gisu
- Salmoniformes: Sake-moku
 Argentinoidei: Nigisu-amoku
 Argentinidae: Nigisu-ka
 Argentina kagoshimae Jordan et Snyder: Kago-shimanigisu
 Glossanodon semifasciata (Kishinouye): Nigisu
- Stomiatoidei: Wanitokagegisu-amoku
 Gonostomatidae: Yokoeso-ka
 Polymetme elongata (Matsubara): Ryuguhadaka
- Astronesthidae: Tokagehadaka-ka
 **Astronesthes lucifer* Gilbert: Yamorihadaka
 **Astronesthes cyaneus* (Brauer): Kurotokagegisu
- Sternoptychidae: Muneeso-ka
 **Polyipnus tridentifer* McCulloch: Höneneso
 **Polyipnus matsubarae* Schultz: Hoshihōneneso
- Myctophiformes: Hadakaiwashi-moku
 Myctophioidei: Hadakaiwashi-amoku
 Chlorophthalmidae: Aomeeso-ka
 Chlorophthalmus acutifrons Hiyama: Tomomehikari
 Chlorophthalmus albatrossis Jordan et Starks: Aomeeso
- Neoscopelidae: Sotooriwashi-ka
 Neoscopelus microchir Matsubara: Sangoiwashi
- Myctophidae: Hadakaiwashi-ka
 **Diaphus kuroshio* Kawaguchi et Nafpaktitis: Kuroshiohadaka
 **Diaphus watasei* Jordan et Starks: Hadakaiwashi
 **Diaphus sagamiensis* Gilbert: Sagamihadaka
 **Diaphus garmani* Gilbert: Hirohadaka
 **Diaphus malayanus* Weber: Hanarehadaka
- Alepisauroidae: Mizuuo-amoku
 Paralepididae: Hadakaeso-ka
 **Lestrolepis japonica* (Tanaka): Hadakaeso
- Cetomimiformes: Kuzirauo-moku
 Ateleopidae: Shachiburi-ka
 Ateleopus purpureus Tanaka: Murasakishachiburi
- Anguilliformes: Unagi-moku
 Anguilloidei: Unagi-amoku
 Congridae: Anago-ka
- Conger japonicus* Bleeker: Kuroanago
Congriscus megastomus (Günther): Okianago
Alloconger anagoides (Bleeker): Hanaanago
Conger myriaster (Brevoort): Maanago
Gnathophis nystromi nystromi (Jordan et Snyder): Ginanago
- Ophichthidae: Umihebi-ka
 Ophichthus urolophus (Temminck et Schlegel): Susoumihebi
- Nemichthyoidei: Shigiunagi-amoku
 Nemichthyidae: Shigiunagi-ka
 *Nemichthyidae sp.
- Syngnathiformes: Yōziuo-moku
 Macrorhamphosidae: Sagifue-ka
 Macrorhamphosus scolopax (Linnaeus): Sagifue
- Beryciformes: Kinmedai-moku
 Berycoidei: Kinmedai-amoku
 Trachichthyidae: Hiuchidai-ka
 Hoplostethus mediterraneus Cuvier: Hiuchidai
- Polymixiidae: Ginmedai-ka
 Polymixia japonica Günther: Ginmedai
- Berycidae: Kinmedai-ka
 Beryx splendens Lowe: Kinmedai
- Zeiformes: Matōdai-moku
 Zeidae: Matodai-ka
 Zeus japonicus Valenciennes: Matōdai
 Zenopsis nebulosa (Temminck et Schlegel): Kagamidai
 Parazen pacificus Kamohara: Benimatōdai
 Zenion japonicum Kamohara: Sokomatōdai
 Zen itea (Jordan et Fowler): Kagomatōdai
- Grammicolepididae: Hishimatōdai-ka
 Xenolepidichthys dalgleishi Gilchrist: Hishimatōdai
- Perciformes: Suzuki-moku
 Scombroidei: Saba-amoku
 Gempylidae: Kurotachikamasu-ka
 **Thyrsoitoides marleyi* Fowler: Nagatachikamasu
 **Neopinnula orientalis* (Gilchrist et von Bonde): Tōyōkamasu
 **Rexea solandri* (Cuvier): Kagokamasu
 **Gempylus serpens* Cuvier: Kurotachikamasu
- Trichiuridae: Tachiuo-ka
 Trichiurus lepturus Linnaeus: Tachiuo
 Benthodesmus tenuis (Günther): Tachimodoki
- Stromateoidei: Ibodai-amoku
 Centrolophidae: Ibodai-ka
 **Psenopsis anomala* (Temminck et Schlegel): Ibodai

- Nomeidae: Eboshidai-ka
 **Cubiceps squamiceps* (Lloyd): Bōzukonnyaku
- Percoidei: Suzuki-amoku
- Apogonidae: Tenzikudai-ka
Epigonus denticulatus Dieuzeidi: Hageyasemutsu
- Scombroidae: Mutsu-ka
Scombrops boops (Houttuyn): Mutsu
- Pentacerotidae: Kawabisha-ka
Pentaceros japonicus Döderlein: Tsubodai
- Percichthyidae: Suzuki-ka
Doederleinia berycoides (Hilgendorf): Akamutsu
Malakichthys elegans Matsubara et Yamaguti:
 Nagaoomehata
Malakichthys griseus Döderlein: Oomehata
Malakichthys wakiyae Jordan et Hubbs: Wakiya-
 hata
Synagrops japonicus (Steindachner et Döderlein):
 Sumikiuo
Synagrops philippinensis (Günther): Himesumi-
 kuiuo
- Serranidae: Hata-ka
Plectranthias anthioides (Günther): Izuhanadai
- Cepolidae: Akatachi-ka
Owstonia grammodon (Fowler): Sokoamadai-
 modoki
- Champsodontidae: Wanigisu-ka
Champsodon guentheri Regan: Kurowanigisu
Champsodon snyderi Franz: Wanigisu
- Uranoscopidae: Mishimaokoze-ka
Gnathagnus elongatus (Temminck et Schlegel):
 Aomishima
- Blennioidei: Ginpo-amoku
- Percophididae: Hokaketoragisu-ka
Bembrops filodorsalis Okada et Suzuki: Itohiki-
 aitoragisu
Bembrops curvatura Okada et Suzuki: Namiai-
 toragisu
- Ophidioidei: Ashiro-amoku
- Ophidiidae: Ashiro-ka
Neobythites fasciatus Smith et Radcliffe: Shimai-
 tachiuo
Homostolus japonicus Matsubara: Itohikiaitachiuo
Gliptophidium oceanicum Smith et Radcliffe:
 Shirochōman
Hoplobrotula armata (Temminck et Schlegel):
 Yoroitachiuo
- Tetraodontiformes: Fugu-moku
- Balistoidei: Mongarakawahagi-amoku
- Triacanthodidae: Benikawamuki-ka
Atrophacanthus japonicus (Kamohara): Ukeguchi-
 kawamuki
- Macrorhamphosodes uradoi* (Kamohara): Fue-
 kawamuki
- Tetraodontoidei: Fugu-amoku
- Tetraodontidae: Fugu-ka
Liosaccus pachygaster (Müller et Troschel):
 Yoritofugu
- Scorpaeniformes: Kasago-moku
- Cottoidei: Kajika-amoku
- Cottidae: Kajika-ka
Stlengis osensis Jordan et Starks: Kushikajika
Stlengis masakia (Jordan et Starks): Urokokajika
Cottunculus brephocephalus Jordan et Starks:
 Bōzukajika
- Agonidae: Tokubire-ka
Percis matsuii Matsubara: Tonboinugochi
- Scorpaenidae: Fusakasago-ka
Helicolenus hilgendorfi (Steindachner et Döder-
 lein): Yumekasago
Lioscorpis longiceps Günther: Yaseakakasago
Setarches longimanus (Alcock): Akakasago
- Hoplichthyidae: Harigochi-ka
Hoplichthys filamentosus Matsubara et Ochiai:
 Itoharigochi
Hoplichthys regani Jordan et Richardson: Hari-
 gochi
- Triglidae: Hōbō-ka
Lepidotrigla spiloptera Günther: Tsuranagasoko-
 kanagashira
Lepidotrigla guentheri Hilgendorf: Kanado
Lepidotrigla abyssalis Jordan et Starks: Soko-
 kanagashira
Pterygotrigla hemisticta (Temminck et Schlegel):
 Sokohōbō
- Peristediidae: Kihōbō-ka
Satyrichthys murrayi (Günther): Hanabirokihōbō
Satyrichthys amiscus (Jordan et Starks): Hige-
 kihōbō
Satyrichthys engyceros (Günther): Sokokihōbō
Peristedion liorhynchus Günther: Moyōkihōbō
Peristedion orientale Temminck et Schlegel:
 Kihōbō
- Pleuronectiformes: Karei-moku
- Pleuronectoidei: Karei-amoku
- Citharidae: Kokebirame-ka
Kepidoblepharon opthalmolepis (Weber): Uroko-
 garei
- Bothidae: Darumagarei-ka
Chascanopsetta lugubris Alcock: Zaragarei
- Pleuronectidae: Karei-ka

Studies on the Bottom Fishes of Continental Slope off Makurazaki, Southern Japan - I

- Dezistes rikuzenius* Jordan et Starks: Migigarei
Tanakius kitaharai (Jordan et Starks): Yanagi-mushigarei
 Soleoidei: Ushinoshita-amoku
 Cynoglossidae: Ushinoshita-ka
Symphurus orientalis (Bleeker): Azumagarei
 Gadiformes: Tara-moku
 Gadoidei: Tara-amoku
 Moridae: Chigodara-ka
Physiculus japonicus Hilgendorf: Chigodara
Physiculus maximowiczi (Herzenstein): Ezoiso-ainame
 Bregmacerotidae: Saiuo-ka
 **Bregmaceros atlanticus* Goode et Bean:
 Macrourioidei: Sokodara-amoku
 Macrouridae: Sokodaro-ka
Coelorhynchus jordani Smith et Pope: Kyūshūhige
Coel. kishinouyei Jordan et Snyder: Mugurahige
Coel. smithi Gilbert et Hubbs: Kishūhige
Coel. kamoharai Matsubara: Ichimonjihige
Coel. longissimus Matsubara: Tongarihige
Coel. hubbsi Matsubara: Moyōhige
Coel. anatirostris Jordan et Gilbert: Nezumihige
Coel. hige Matsubara: Katahige
Hymenocephalus longiceps Smith et Radcliffe: Wanidara
Hymen. striatissimus Jordan et Gilbert: Suzidara
Nezumia japonica (Matsubara): Kagamihige
Nezumia condylura Jordan et Gilbert: Nezumidara
Hymenogadus kuronumai (Kamohara): Yaridara
Ventrifossa garmani (Jordan et Gilbert): Sagamisokodara
 Lophiiformes: Ankō-moku
 Lophioidei: Ankō-amoku
 Lophiidae: Ankō-ka
Lophiodes moseleyi (Regan): Himeankō
Lophiodes japonicus (Kamohara): Medamaankō
 Antennarioidei: Izariuo-amoku
 Chaunacidae: Fusaankō-ka
Chaunax fimbriatus Hilgendorf: Fusaankō
 Ogcocephalidae: Akagutsu-ka
Malthopsis lutea Alcock: Fūryūuo
Malthopsis jordani Gilbert: Kowanukefūryūuo
Malthopsis annulifera Tanaka: Wanukefūryūuo
Halieutaea stellata (Vahl): Akagutsu
Halieutaea fumosa Alcock: Himeakagutsu
Halicometes reticulatus Smith et Radcliffe: Amimefūryūuo

sively decreased throughout the study and only 4 were seen in the samples of the last 9 months. Therefore, the list in Table 1 can be regarded as the fauna in the area caught by shrimp Danish seine.

The following orders are richest in species: perciformes (22 spp.), scorpaeniformes (18 spp.) and gadiformes (16 spp.). The family Macrouridae is composed of the most numerous species (14), followed by Ogcocephalidae (6 spp.) and

Percichthyidae (6 spp.). The gadiformes with many species, especially macrourids seems to characterize the bottom fish fauna of the continental slope along the Pacific coast of southern Japan (see KUDŌ *et al.*, 1970 and KITAJIMA *et al.*, 1981), as they are rare in the continental shelves nearby, for example the East China Sea.

The appearance of abundant species are summarized in Table 2. Their ranks in abundance

Table 2. Average number of individuals per month (\bar{X}) and their ranks (R) of the dominant species for 5 years. n: number of samples.

	1976(n=9)		1977(n=10)		1978(n=7)		1979(n=9)		1980(n=9)	
	\bar{X}	R	\bar{X}	R	\bar{X}	R	\bar{X}	R	\bar{X}	R
<i>C. albatrossis</i>	1282.2	1	406.3	1	265.0	1	554.3	1	169.3	1
<i>P. orientale</i>	127.2	2	39.6	4	11.3	5	71.8	2	38.8	4
<i>E. lucifer</i>	95.9	3	49.6	2	7.0	6	66.4	3	63.9	3
<i>S. japonicus</i>	76.6	4	46.2	3	51.9	2	27.1	7	33.2	6
<i>C. fimbriatus</i>	41.2	5	9.0	9	3.3	11	4.8	13	8.7	10
<i>A. kagoshimae</i>	30.8	6	10.9	8	3.3	11	10.2	10	4.9	12
<i>V. garmani</i>	16.7	8	17.5	7	5.9	7	26.8	8	35.4	5
<i>C. kamoharai</i>	12.3	10	33.1	5	15.7	3	53.7	4	65.6	2

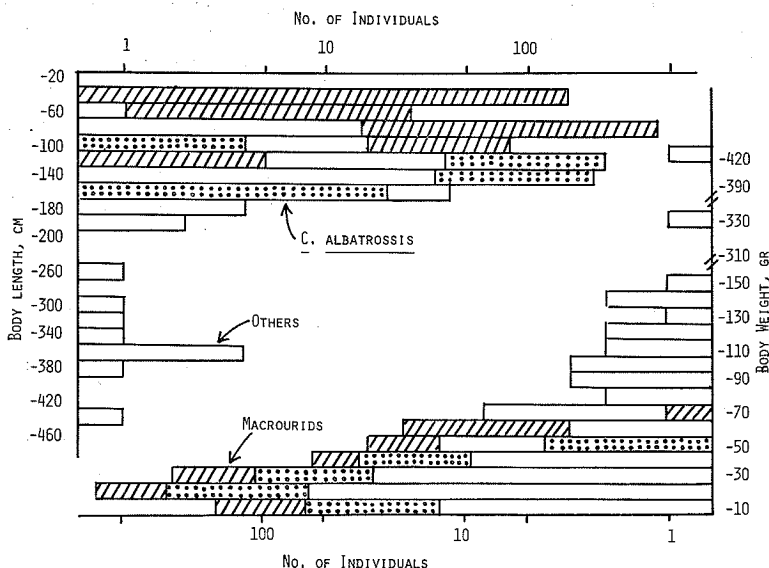


Fig. 2. Frequency distributions of body length and weight based on the sample of July, 1980.

are rather stable throughout the study: a chlorophthalmid *Chlorophthalmus albatrossis* is the most abundant, and a peristediid *Peristedion orientale*, a squalid *Etmopterus lucifer*, a percichthyid *Synagrops japonicus*, and a macrourid *Coelorhynchus kamoharai* occupy higher ranks. The other main species are an argentinid *Argentina kagoshimae*, a macrourid *Ventrifossa garmani* and a chaunacid *Chaunax fimbriatus*.

The frequency distributions of body length and weight of the fishes caught in July of 1980 are shown in Fig. 2. Dominant fishes are *C. albatrossis* and macrourids. Both fishes as well as others are small-sized, and the great majority of fishes are less than 16 cm in body length and 40 gr in weight. Representatives of fishes larger than these sizes are elasmobranchs and anguilliformes. Except for *E. lucifer*, the dominant fishes throughout the study (see Table 2) are nearly equal in size with those shown in Fig. 2. It can be said that the fauna caught by shrimp Danish seine in the study area is dominated by small fishes, namely less than 20 cm in length and 100 gr in weight.

The variation of species composition was estimated by Kimoto's Similarity Index, C_{II} (KIMOTO, 1967):

$$C_{II} = \frac{2 \sum_{i=1}^S n_{1i} \cdot n_{2i}}{(\sum \Pi_1^2 + \sum \Pi_2^2) N_1 \cdot N_2} \quad 0 \leq C_{II} \leq 1$$

$$\sum \Pi_1^2 = \frac{\sum n_{1i}^2}{N_1^2}, \quad \sum \Pi_2^2 = \frac{\sum n_{2i}^2}{N_2^2}$$

where N_1 and N_2 , total number of individuals of samples 1 and 2; n_{1i} and n_{2i} , number of individuals of i species of samples 1 and 2; S , number of species.

The indices were calculated with the samples for 6 years from 1976 to 1981 as those of 1975 were concentrated to collect newly appeared fishes. Almost all of the C_{II} are over 0.5, and

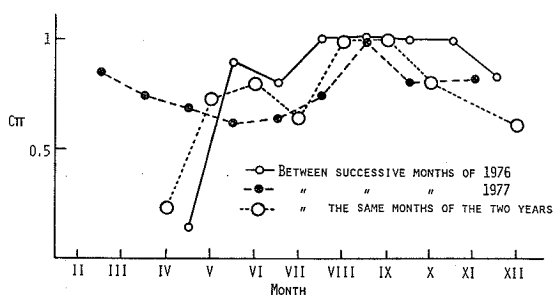


Fig. 3. Change of similarity index, C_{II} , calculated from the monthly samples of 1976 and 1977.

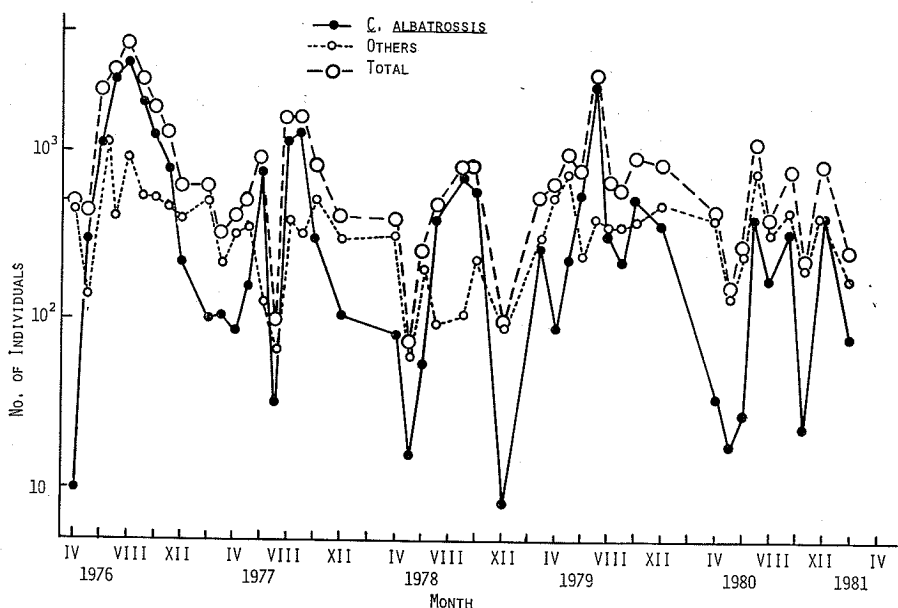


Fig. 4. Fluctuations of monthly catches of total fishes, *C. albatrossis*, and other fishes.

the results of 1976 and 1977 are shown in Fig. 3 as an example. The C_{II} values between months and between years are larger than 0.6 except for those of April, 1976, indicating the close similarities of species composition among samples. It is concluded that the species composition in the study area is almost constant regardless of seasons and years.

Fig. 4 shows monthly change of catches of total fishes, *C. albatrossis* (the most abundant species) and the other fishes from 1976 to 1981. These catches fluctuate largely, and that of *C. albatrossis* is greatest and that of the others is least.

Although some unclarity exists because of sudden increase or decrease as in July of 1977, and of annual variation, there is a large seasonal fluctuation in total fish catches. They are higher in summer and lower in winter, and the summer catches are about 10 times as large as the winter ones every year. On the other hand, year to year fluctuation in catches seems to be less, as indicated by the difference in summer catches that the highest catch (1976) is only 1.5 times the lowest one (1978).

The catches of *C. albatrossis* fluctuate much more markedly in both cases of season and year

than those of the total fishes (Fig. 4). For instance, in 1976 the highest catch (September) exceeds 100 times the lowest one (April), and in summer the highest catch (1976) amounts to about 10 times the lowest one (1980). It is clear that seasonal fluctuation is larger than annual one (also see Table 2). The peak abundances of *C. albatrossis* and the total fishes co-occur in every summer. The regression line between them is expressed by

$$y = 0.833x - 216.9 \quad (n=44; r=0.972)$$

where y , number of *C. albatrossis*; x , number of total fishes; n , number of samples; r , correlation coefficient. The regression coefficient, 0.83, explains that the fluctuation of the total catch is caused by that of *C. albatrossis*.

The fluctuation of the catches of other fishes is less than those of total fishes and *C. albatrossis* in both cases of monthly and yearly changes, and any regular seasonal change can not be found (Fig. 4). When these catches are splitted into species, each of the main fishes shows the same level of year to year fluctuation, i. e. about 10 times, with that of *C. albatrossis* (see Table 2).

Acknowledgements

This study was carried out with cooperation of the students and the owners of shrimp boats, to whom the present author expresses his sincere gratitude: the students; Messrs. Akio KAWAKATSU, Kenichi HIRATE, Tetsuya SHIBATA, Takashi NAKAMITSU, Hidehiko ZINNO, Yasuyuki UEGOMORI, Shuichiro KAWASAKI, Toshihiko TOSHIMA and Teruo AZUMA: the owners; Messrs. Tomio MATSUNAGA and Eisaku NAKAMURA. Professor Sumio ENAMI of Faculty of Fisheries, Kagoshima University, kindly provided encouragement in the course of this study.

References

- GORDON, J. D. M. (1970) Lifestyle and phenology in deep sea anacanthine teleosts. *Symp. zool. Soc. Lond.*, (44), 327-359.
- KIMOTO, S. (1967) Some quantitative analysis on the Chrysomoid fauna of the Ryukyu Archipelago. *Esakia*, **5**, 1-20.
- KINOE, J. (1955) Syncological studies on the catch by bottom seine. *Bull. Tôhoku Reg. Fish. Res. Lab.*, (4), 127-135.
- KITAJIMA, T., H. MAEDA, M. HIROSE, S. TAWARA, K. UCHIDA and M. HAMADA (1981) Report on the detailed research of unexploited resources on the continental slope of the East China Sea. *In*, The 1979th report on the detailed research of unexploited resources on the continental slopes, 337-547.
- KUDÔ, S., M. TÔRIYAMA, O. OKAMURA and S. MORITA (1970) Food studies of bottom fishes in continental slope of Tosa-wan. *Bull. Nansei Reg. Fish. Res. Lab.*, (2), 85-103.
- MOISEEV, P. A. (1973) Development of fisheries for traditionally exploited species. *J. Fish. Res. Board Can.*, **30**, 2109-2120.
- NASU, K. (1980) Distribution of bottom fish resources. *In*, Bottom Fish Resources, ed. by T. AOYAMA, Kôseisha Kôseikaku, Tokyo, 23-43.
- NISHIMURA, S. (1965a) The zoogeographical aspects of the Japan Sea. part I. *Publ. Seto Mar. Biol. Lab.*, **13**(1), 35-79.
- NISHIMURA, S. (1965b) The zoogeographical aspects of the Japan Sea. part II. *Publ. Seto Mar. Biol. Lab.*, **13**(2), 81-101.
- NISHIMURA, S. (1966) The zoogeographical aspects of the Japan Sea. part III. *Publ. Seto Mar. Biol. Lab.*, **13**(5), 365-384.
- NISHIMURA, S. (1968) The zoogeographical aspects of the Japan Sea. part IV. *Publ. Seto Mar. Biol. Lab.*, **15**(5), 329-352.
- NISHIMURA, S. (1969) The zoogeographical aspects of the Japan Sea. part V. *Publ. Seto Mar. Biol. Lab.*, **17**(2), 67-142.
- OGATA, T., M. OKIYAMA and Y. TANINO (1973) Diagnosis of the animal populations in the depths of the Japan Sea, chiefly based on the trawling experiments by the R/V Kaiyo-Maru. *Bull. Jap. Sea Reg. Fish. Res. Lab.*, (24), 21-51.

枕崎沖陸棚斜面底魚の研究-I

— 魚種構成および個体数変化 —

小沢貴和*

一連の本研究は枕崎市沖陸棚斜面 (300~400m 深) の底魚群集の資源生物学的調査を目的とする。本報告では魚種構成および個体数変化を述べる。1975年より1981年にかけて毎月エビ底曳網で漁獲された魚類を採集し、体長、体重および個体数を調べた。結果を以下に示す。

1. 111種の底魚が出現し、ソコダラ科の種類が最も多い。

2. 最も個体数の多い種はアオメエソで、以下キホウボウ、フジクジラ、スミクイウオ、イチモンジヒゲ、サガミソコダラ、等が多い。大多数は体長 20 cm、体重 100 gr 以下の小型魚である。
3. 種組成は調査期間中ほぼ安定していたと判断される。
4. 全採集個体数とアオメエソ個体数はともに夏期増加冬期減少の傾向がある。即ち、底魚の個体数はアオメエソの変動によって大きく影響されている。

* 鹿児島大学水産学部

〒890 鹿児島市下荒田 4-50-20